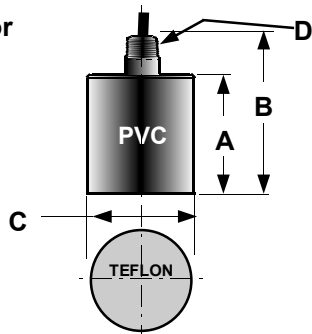


ULTRASONIC LEVEL TRANSDUCERS

- Refer to Chart for Specifications



FEATURES – “Low Cost”

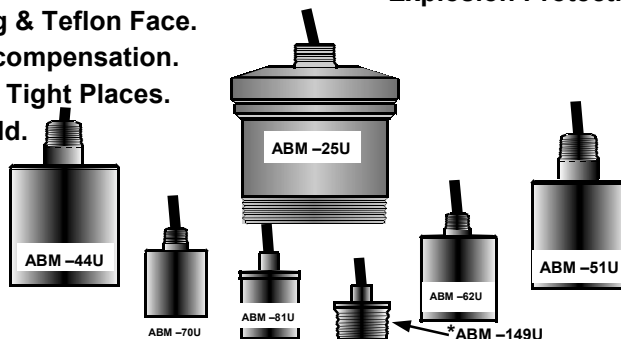
- Very uniform Polar Pattern ,no side lobes.
- Very Wide Frequency Bandwidth that produces uniform Echoes & short ringing.
- No Housing influence on Transducer Operation.
- Self Cleaning Face.
- Rugged PVC Housing & Teflon Face.
- Built-in temperature compensation.
- Compact size to fit in Tight Places.
- Very uniform near field.

APPLICATIONS

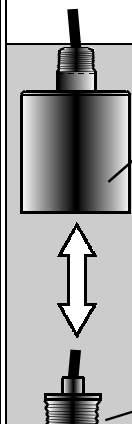
- Food and Beverages
- Water/Wastewater
- Chemicals
- Oils

MECHANICAL / ENVIRONMENTAL

Enclosure PVC - 94V0
Temperature Range - 40 to 140°F(- 40 to 60°C)
High Temperature Available - 40 to 302°F(- 40 to 150°C)
Pressure 5 bar
Approvals
Explosion Protection Pending



TRANSDUCER SPECIFICATIONS

	MODEL #	RANGE** (NOMINAL)	FREQUENCY	MOUNTING 'D'	WEIGHT	Beam Angle	'A'	'B'	'C' Ø
	ABM - 25U	1.5 - 100 ft 0.45 - 30 m	25KHz	1" NPT	13.0 lbs (5.9 kg)	6° included	5.44" (13.8mm)	7.375" (187.3mm)	6.56" (166.6mm)
	ABM - 44U	0.9 - 50 ft 0.27 - 15 m	44KHz	1" NPT	1.8 lbs (0.8 kg)	10° included	3.70" (94.0mm)	5.30" (134.6mm)	3.06" (77.7mm)
	ABM - 51U	0.8 - 40 ft 0.24 - 12 m	51KHz	1" NPT	1.2 lbs (0.5 kg)	10° included	3.08" (78.2mm)	4.70" (119.4mm)	2.89" (73.4mm)
	ABM - 62U	0.8 - 30 ft 0.24 - 9 m	62KHz	1/2" NPT	0.7 lbs (0.3 kg)	12° included	2.90" (73.7mm)	3.73" (94.7mm)	2.34" 59.4mm
	ABM - 70U	0.7 - 27 ft 0.21 - 8 m	70KHz	1/2" NPT	0.6 lbs (0.27 kg)	12° included	2.67" (67.8mm)	3.50" (88.9mm)	2.35" (59.7mm)
	ABM - 81U	0.6 - 16 ft 0.18 - 4.8m	81KHz	1/2" NPT	0.26 lbs (0.12 kg)	12° included	2.04" (51.8mm)	2.69" (68.3mm)	1.70" (43.2mm)
	ABM - 149U	0.4 - 9 ft 0.12 - 2.7m	149KHz	1/2" NPT & 1 1/4" NPT	0.15 lbs (.07 kg)	10° included	1.29" (32.8mm)	1.96" (49.8mm)	1.67" (42.4mm)

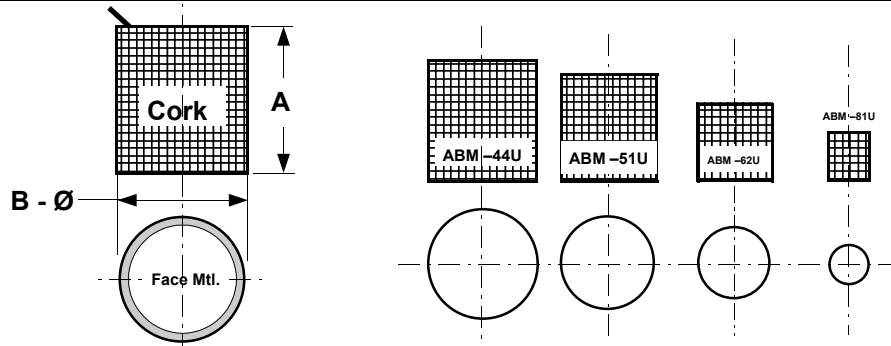
* Note on this Transducer the body is also threaded with 1 1/4" NPT for mounting

** Stated Range is for liquid's ,for dusty solid's Maximum Range (1/2 Distance)

Note all above Transducers can be flush Flange mounted with Teflon face or Blind mounted per mounting Thread 'D' Refer to above chart .

ULTRASONIC DRIVERS SPEC. SHT. #303

- Refer to Chart for Specifications'



FEATURES – “Low Cost”

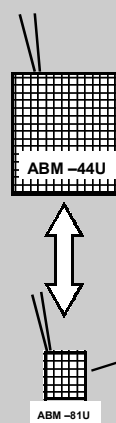
- Compact size to fit in Tight Housing & Places .
- Very uniform Polar Pattern ,no side lobes.
- Very wide Frequency Bandwidth that produces uniform Echoes and short ringing.
- No Housing influence on Driver Operation.
- Self Cleaning Face.
- Matching to any material for transducer's face (PVC ,Teflon , SS316 etc.)
- Very uniform near field .

APPLICATIONS

- Call For A Custom Designed Driver For Your Exact Application (705) 740 - 2010 or Pick a Standard off the self unit from the Chart below .
- Non Contact Distance Sensors
- Proximity Sensors
- Level Sensors

MECHANICAL / ENVIRONMENTAL

Temperature
 Range Std. - 40 to 140°F (- 40 to 60°C)
 High Temperature - 40 to 302°F (- 40 to 150°C)

DRIVER SPECIFICATIONS						
	MODEL #	RANGE** (NOMINAL)	FREQUENCY	Beam Angle	'A'	'B' Ø
	ABM - 25UD	1.5 - 100 ft 0.45 - 30 m	25KHz	6° included	5.313" (134.9mm)	6.625" (168.3mm)
	ABM - 44UD	1 - 50 ft 0.30 - 15 m	44KHz	10° included	2.565" (65.2mm)	2.250" (57.2mm)
	ABM - 51UD	0.9 - 40 ft 0.28 - 12 m	51KHz	10° included	1.695" (43.1mm)	1.75" (44.5mm)
	ABM - 62UD	0.8 - 30 ft 0.25 - 9 m	62KHz	12° included	1.365" (34.7mm)	1.5" (38.1mm)
	ABM - 65UD	0.7 - 20 ft 0.23 - 6 m	65KHz	12° included	0.755" (19.2mm)	1.25" (31.8mm)
	ABM - 70UD	0.7 - 27 ft 0.23 - 8 m	70KHz	12° included	1.105" (28.1mm)	1.25" (31.8mm)
	ABM - 81UD	0.6 - 16 ft 0.2 - 4.8m	81KHz	12° included	0.905" (22.9mm)	1.0" (25.4mm)
	ABM - 149UD	0.4 - 9 ft 0.13 - 2.7m	149KHz	10° included	0.595" (15.1mm)	0.75" (19.1mm)

**Stated Range is for liquid's ,for dusty solid's Maximum Range (1/2 Distance)